



Public Participation Process



Public Participation Process

Town Hall Meeting Schedule:

Oct 22 – Austin City Council Chambers

Oct 28 – Sunset Valley City Hall

Nov 6 – University Hills Branch Library

Nov 12 – West Side Service Center

Nov 19 – Metz Recreation Center

Public Participation Meeting Agenda

- **Welcome**
 - **Background – Issues**
 - **Citizen Participation & Input**
- Questions or Comments on:**
- **The Draft Energy Resource Plan**
 - **Energy Resources or Technologies**
 - **Conservation Measures**

Future Energy Resources and CO₂ Cap & Reduction Planning



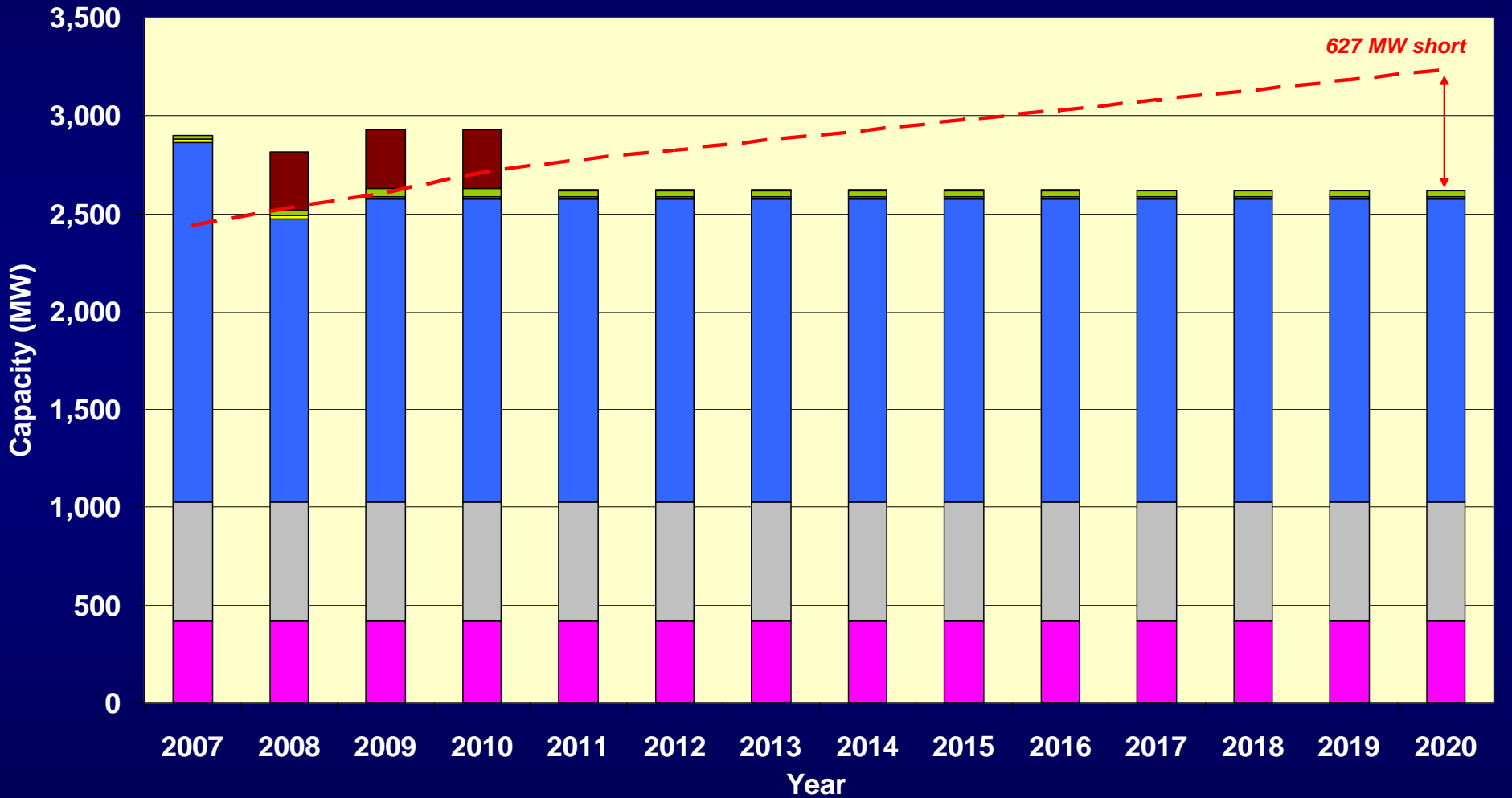
Roger Duncan
General Manager
October 2008

Agenda

- **Generation Resources**
 - Load Forecast
 - Goals, Options and Challenges
 - New Resources
- **CO₂ Cap and Reduction**
 - CO₂ Emissions
 - Goals, Options and Costs



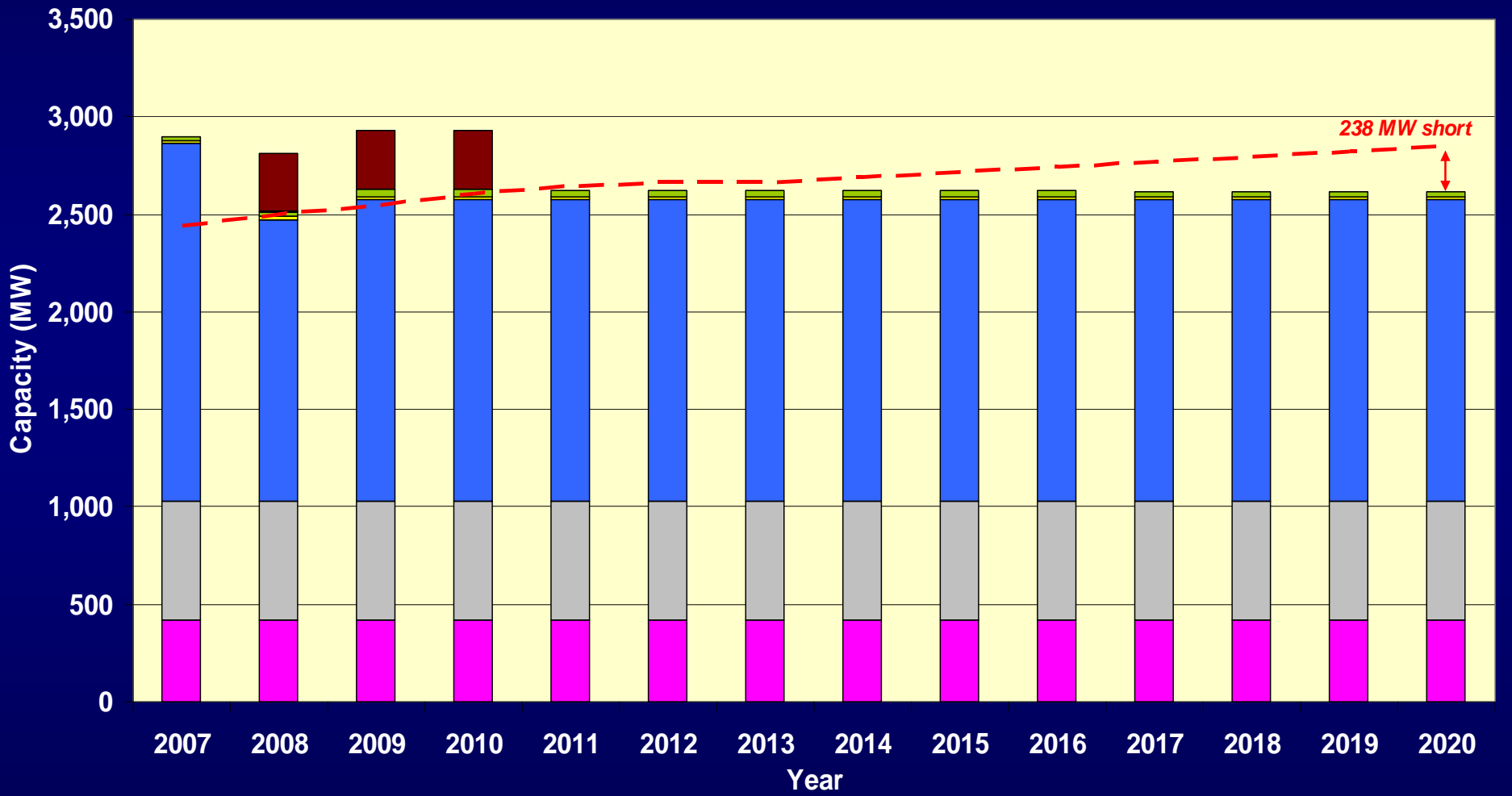
Load Forecast Without Conservation



627 MW short

■ Nuclear
 ■ Coal
 ■ Nat. Gas
 ■ Biomass
 ■ Wind
 ■ Solar
 ■ Purch.Pwr
 - - - PEAK LOAD FORECAST

Load Forecast With Conservation



■ Nuclear
 ■ Coal
 ■ Nat. Gas
 ■ Biomass
 ■ Wind
 ■ Solar
 ■ Purch.Pwr
 - - - PEAK LOAD FORECAST

City Council Goals for Austin Energy

- **CO₂ cap and reduction plan**
- **New generation carbon-neutral**
- **700 MW of energy savings by 2020**
 - **Enhance building codes for zero energy-capable homes and buildings by 2015**
- **30% renewables, including 100 MW of solar, by 2020**



Options for Meeting Load Forecast

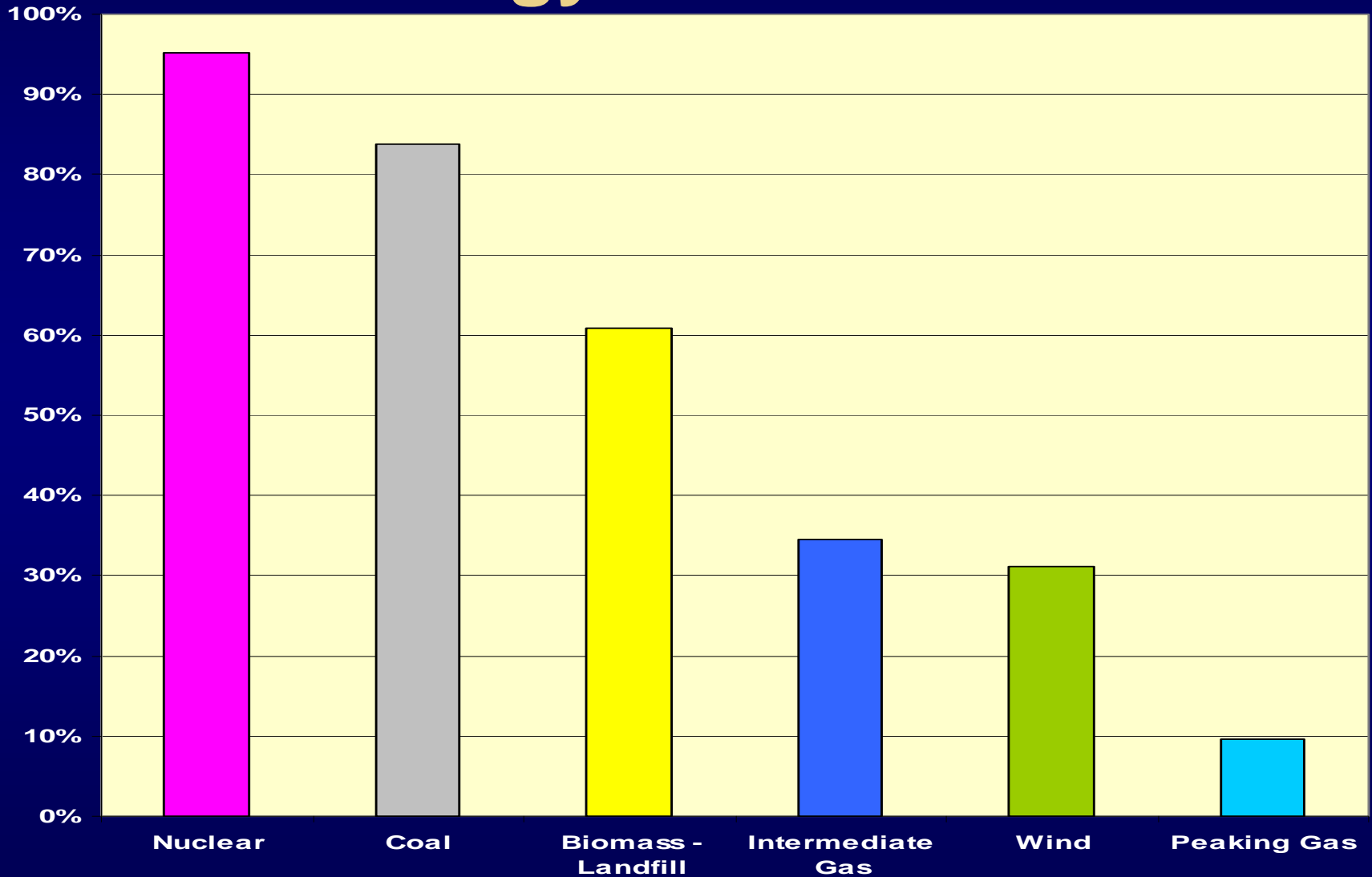
Options

Challenges

Additional Conservation	—————>	Achieving > 700 MW
Additional Renewables (wind, solar, biomass)	—————>	Congestion, Availability and Cost
Nuclear	—————>	Availability, Capital Cost and Waste Disposal
Coal with CO ₂ capture	—————>	Immature Technology
Natural gas	—————>	Fuel Supply and CO ₂



Capacity Factors for Austin Energy Generators



Preliminary Recommendations

(in MW)

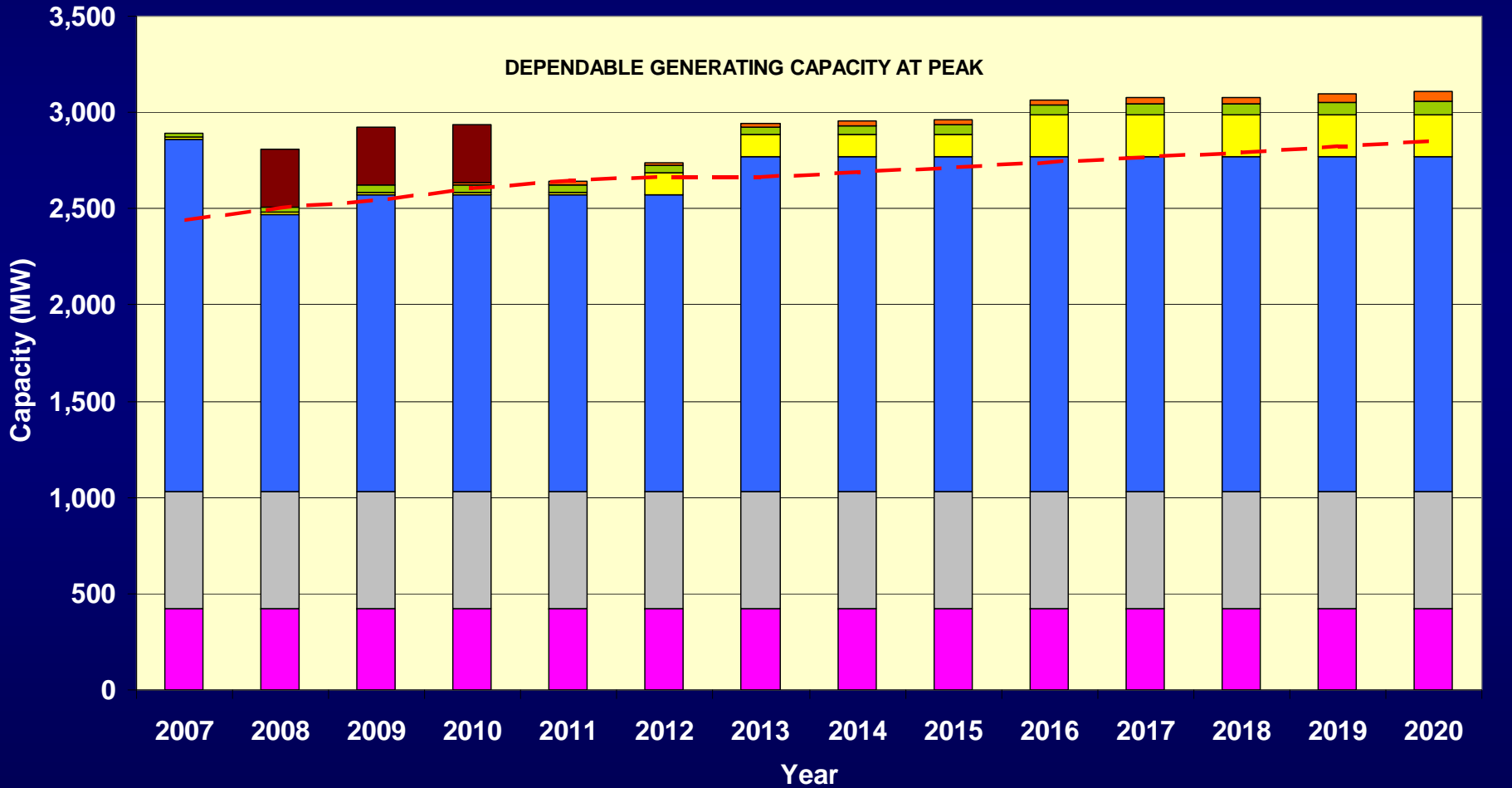
Year	Coal/Nuclear	Gas	Biomass	Wind	Solar
2008	1,029	1,444	12	274	1
2009		100		165	
2010					30
2011				(77)* 100	
2012			100		
2013		200			
2014				50	20
2015				100	
2016			100		
2017				(126)* 200	20
2018					
2019				50	30
2020				110	
Total	1,029	1,744	212	(203) 1,049	101

Total Additional Resources 1,375 MW

* King Mountain and Sweetwater wind contracts expire.



Load Forecast with Sand Hill Expansion and Future Renewables



■ Nuclear
 ■ Coal
 ■ Nat. Gas
 ■ Biomass
 ■ Wind (8.7%)
 ■ Solar (50%)
 ■ Purch.Pwr
 - - - PEAK LOAD FORECAST

Sand Hill Combined Cycle Expansion

- **Uses existing expansion option to save money and time:**
 - **\$160M in construction cost over 3 years**
 - **\$278M in fuel savings offsets expansion cost**
 - **Gas pre-pay strategy to secure fuel supply, reduce gas cost**
 - **Local resource avoids transmission congestion cost**
 - **Reduces CO₂ by 1.6M tons through 2020**



Renewable Energy: Wind

- **Continue to expand wind portfolio**
- **Explore Gulf Coast wind opportunities**
- **Include ownership and development**
- **Support transmission construction**
- **Explore low-power wind technology**
- **Explore energy storage for wind**



Renewable Energy: Biomass

- **East Texas logging residue and mill waste**
- **West Texas mesquite harvesting and gasification**
- **Limited landfill gas opportunities**

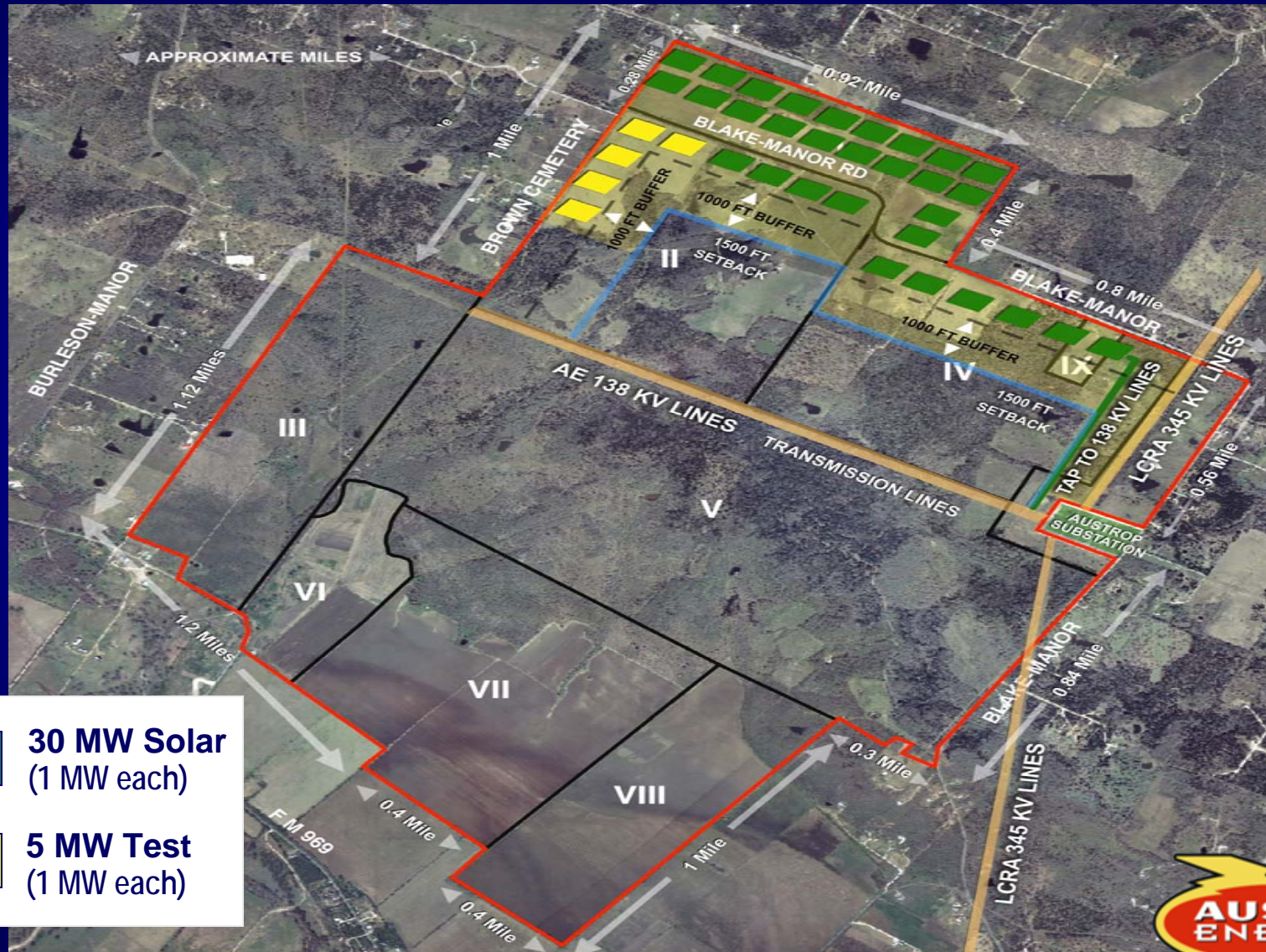


Renewable Energy: Solar

- **30 MW facility at Webberville**
(purchase power agreement or PPA)
- **Plan for covering PV applicable space in Austin** (public/private partnerships)
- **Large-scale West Texas solar plant**
(joint utility project)
- **Energy storage for solar**



Webberville Solar Site Layout



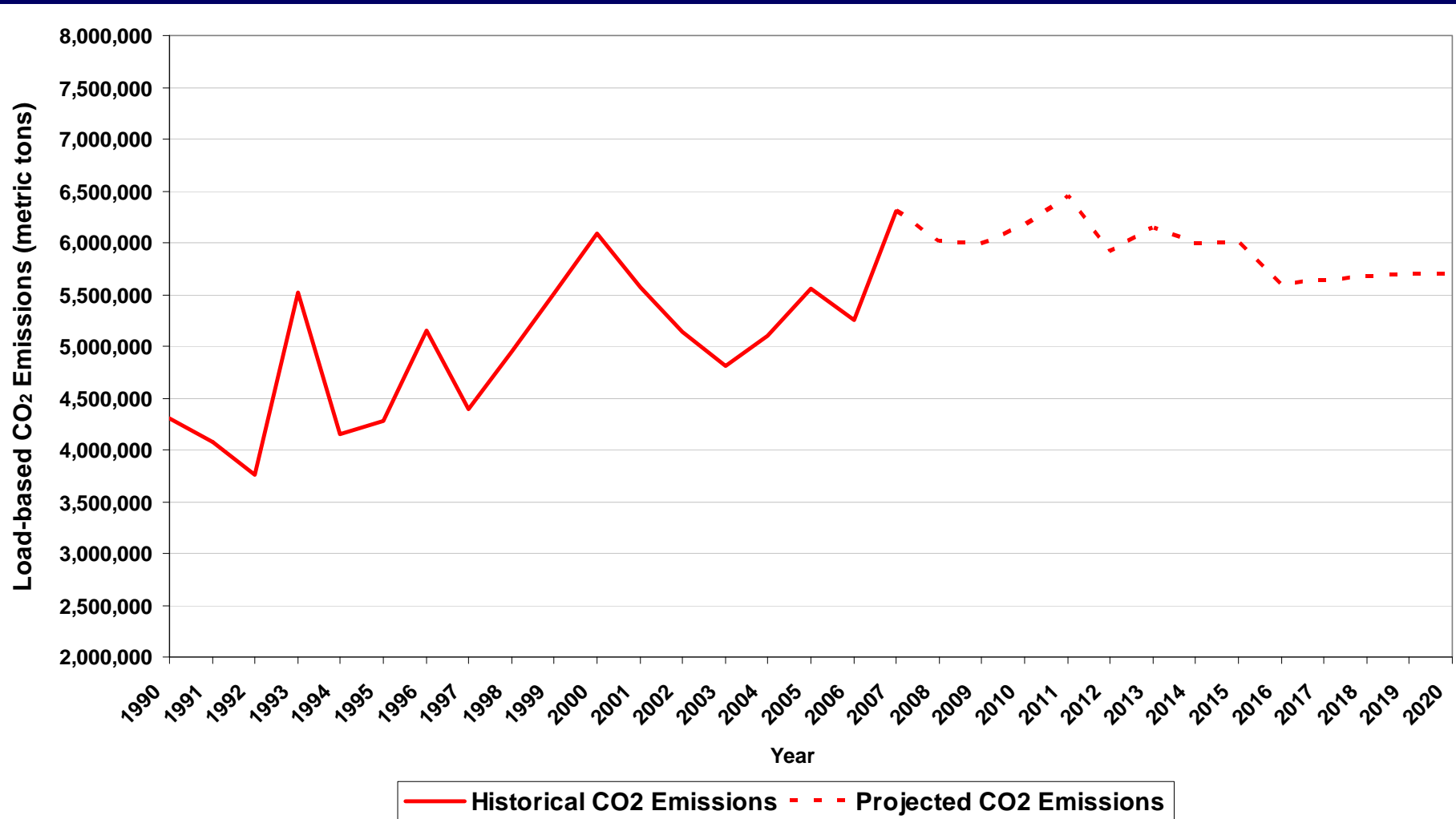
30 MW Solar
(1 MW each)



5 MW Test
(1 MW each)

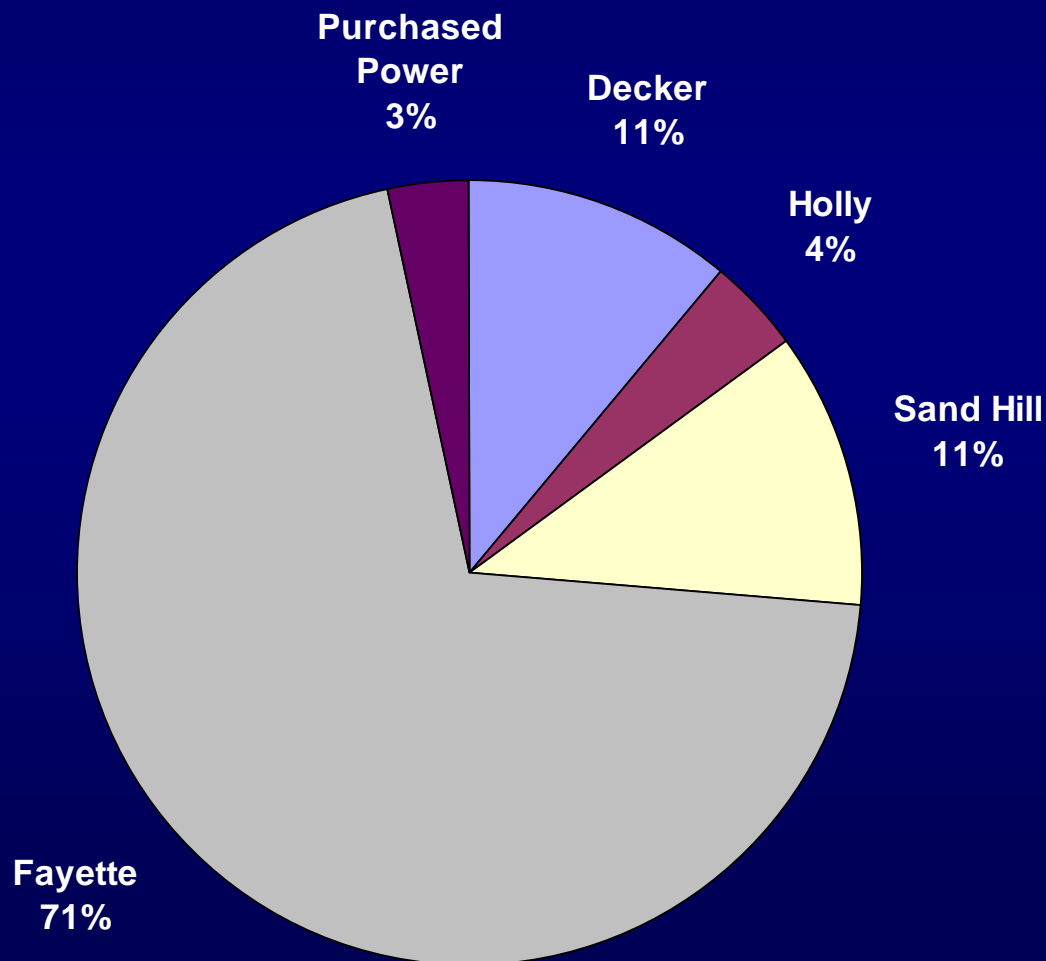


Austin Energy CO₂ Footprint Profile

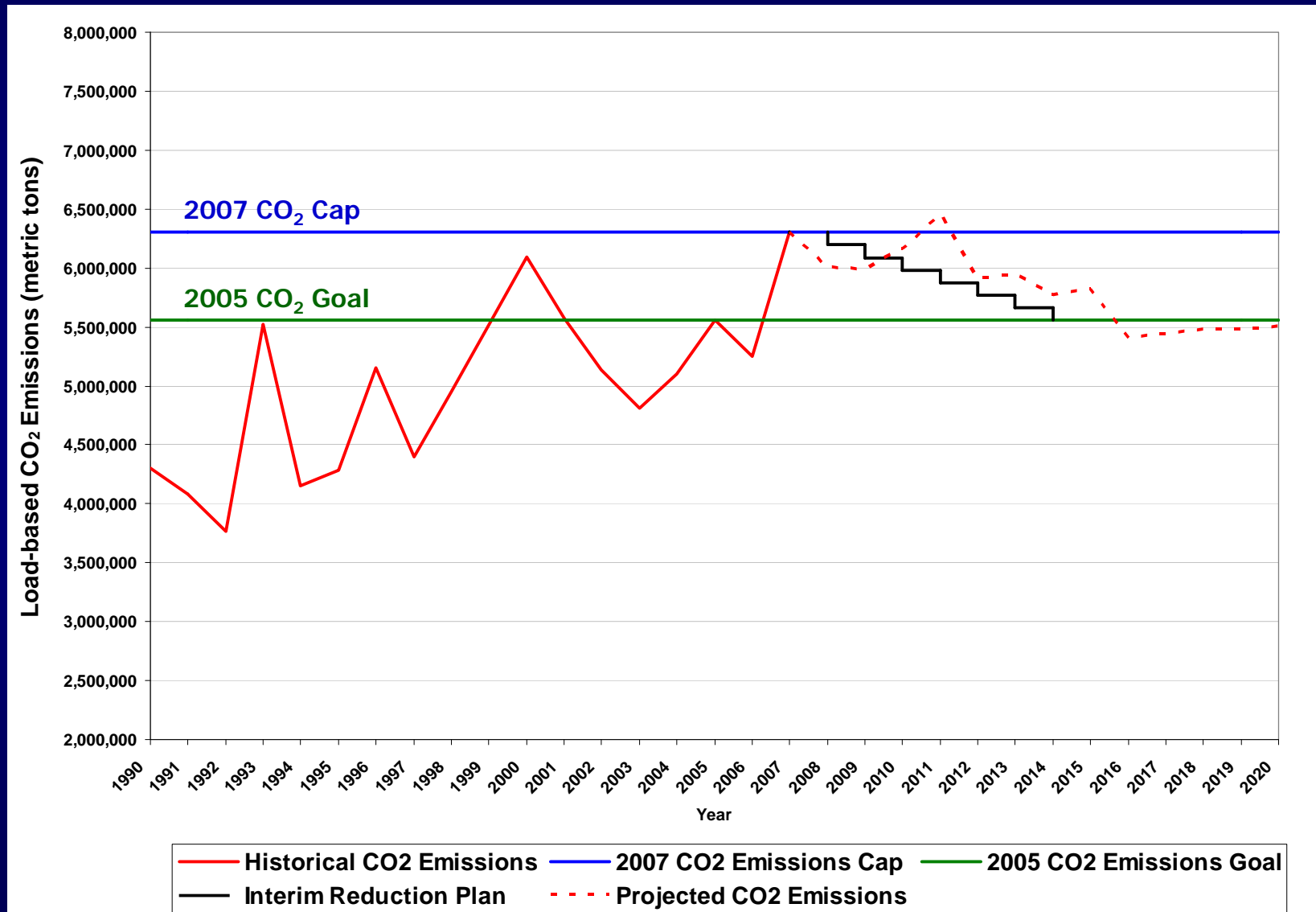


FPP is Nearly $\frac{3}{4}$ of Austin Energy's CO₂

2007 Emissions Profile



CO₂ Cap & Reduction Plan 2008-2014



Options for Reducing CO₂ Footprint 2010-2014

- Operate generation fleet normally and purchase offsets for CO₂ emissions that exceed cap
- Replace coal with gas generation
- Combination of both



Carbon Offsets

- Can be purchased to mitigate our GHG emissions
- Are created from a project that reduces CO₂ and other GHGs in the atmosphere
- Every metric ton (2200 lbs) of GHG emissions reduced results in the creation of 1 carbon offset
- To ensure quality, offsets should be 3rd party-certified—CA Climate Action Registry (CCAR), Voluntary Carbon Standard (VCS)



Examples of Offsets

- **Reforestation or avoided deforestation**
- **Cogeneration with methane from landfills or feedlots**
- **Reduced fertilizer use in agriculture or no-till agriculture**

Offset Cost Summary

Year	Offset Only Cost (in millions)	Fuel Switch + Offset Cost (in millions)
2008	\$0	\$0
2009	\$0	\$0
2010	\$1.6	\$41.9
2011	\$5.3	\$104.8
2012	\$1.4	\$29.0
2013	\$2.9	\$47.7
2014	\$7.6	\$29.8
Cumulative	\$18.8	\$253.2



Preliminary Recommendations to Mitigate CO₂ Footprint

- Operate generation fleet normally
- Purchase offsets for CO₂ emissions that exceed cap



Summary

- **Add 200 MW Combined Cycle at Sand Hill by 2013**
- **Cap CO₂ at 2007 level**
- **Reduce CO₂ to 2005 level by 2014 through offset purchases**
- **30% renewables, with 100 MW solar, by 2020**
- **700 MW energy savings by 2020**



Next Step: Public Participation Plan

- **Public information campaign**
 - Resource guide on current energy resources, options
 - Brochures, bill stuffers, ads, Channel 6 video
 - Web site to inform and solicit public input
 - <http://www.austinsmartenergy.com>
 - Documents, Calendar, Blog
- **Broad-based, inclusive public input process**
 - Town Hall Meetings
 - Presentations, discussions with stakeholder groups
 - Formation of Advisory Group from stakeholder representatives

Questions or Comments on:

- **The Draft Energy Resource Plan**
- **Energy Resources or Technologies**
- **Conservation Measures**

?

Thank you for your participation and input!

Town Hall Meeting Schedule:

Oct 22 – Austin City Council Chambers

Oct 28 – Sunset Valley City Hall

Nov 6 – University Hills Branch Library

Nov 12 – West Side Service Center

Nov 19 – Metz Recreation Center

For more information, go to:

<http://www.austinsmartenergy.com>